



IMPA fascinating experience for all

By Shirley Bellinghausen
OMUG President

IPMA was held in May at the Saint Martins Pavilion. You were all invited to go and if you didn't, you really missed out on a fascinating event.

It is technically a "trade show" where new and improved products are demonstrated for the government offices and local business people. OMUG has been the only volunteer computer group to participate with a free booth for several years. It is an opportunity for us to explain our services and hand out information to those who are perusing the big name products.

Members attending get to visit with the different presenters and line up possible speakers for our general meetings .

Among the large, amazing commercial machines were representa-



tives from Verizon Wireless, who told me about a memory card that can be added by removing the battery, inserting the card, and then re-installing the battery. This is especially nice if you take lots of pictures.

Larry Jennings and I were fascinated by the good-looking, water cooled, computer shown by a local man Steve Kuehn. He can build you one for what I thought was a reasonable price for a computer expected to last several years.

A warning about memory sticks you might not have considered was covered by Center Tools. Several examples were given on the security risk posed by memory sticks or other

portable devices. With portable devices personal information has been stolen from student databases, social security numbers of bank customers have been compromised, and even McDonalds Japan division had to recall 10, 000 MP3 players given as prizes when spyware was discovered.

They say the new U3 USB stick can be modified to run any program without touching the keyboards. Center Tools also offered a product called Drive Lock for protection.

These problem solutions, of course, are aimed at large organizations, but the warning is certainly food for thought about guarding your own information accessed by a memory stick. See more on this subject with the article on Page 2 of this issue.

All in all it made for a very interesting afternoon. You might consider attending next year.

Secure your flash drive cap against compromise

By Fran Damratowski
Refurbishing SIG Leader
Chesapeake PC Users Group, MD
www.chesapeakepcusersgroup.org

Have you ever misplaced your flash drive cap? No need to ever do that again. Secure it with a button. You will need

- a shirt button,
- some heavy thread such as carpet thread,
- double sided self-sticking adhesive mounting foam,
- double sided sticky tape, and
- some colorless nail polish.

1. Run the thread diagonally through two of the buttonholes and secure with a square knot.
2. Place the knot on the top of the button, not on the

flat bottom.

3. Cut the thread long enough to secure it with enough play to remove the cap.

4. Cut a small piece of the double-sided self-sticking adhesive mounting foam about the size of the button.

5. Remove the backing from one side of the double-sided self-sticking adhesive mounting foam and place a small piece of the double-sided sticky tape on the sticky side of the double-sided self-sticking adhesive mounting foam. (The double-sided self-sticking adhesive mounting foam does not hold well without the sticky tape. The tape alone does not hold well either.)

6. Securely attach the flat side of the button to the sticky tape.

7. Trim the excess tape and foam using an x-acto knife.

Continued on Page 7



EXECUTIVE BOARD

President: Shirley Bellinghausen
 president@olymug.org 426-7149
Vice-President: Jim Wiest
 vicepresident@olymug.org 357-9001
Secretary: Larry Jensen
 secretary@olymug.org 456-3555
Treasurer: Gary Bigger
 treasurer@olymug.org 426-7055
Newsletter Editor: Sr. Dorothy Robinson
 newsletter@olymug.org 438-1771
Webmaster: Pat Sonnenstuhl
 webmaster@olymug.org 943-8933
Director at Large: Arlene Kapner
 director1@olymug.org 455-0180
Director at Large: Marilyn Hanna
 director2@olymug.org
Director at Large: Phil Vogel
 director3@olymug.org 480-5383

KEY MEMBERS

APCUG Representative:
 John Gerecht (see page 6 for email)
Budget Committee Chair:
 Wim Verhoef
Database Manager:
 Gary Bigger 426-7055
Elections Chair:
 Bob Steinberg
Historian:
 David Belles
Membership Chair: Open
Newsletter Distribution Coordinator:
 Joanne Homolka
Nominating Committee Chair:
 Arlene Kapner (see page 6 for phone)
Public Relations Chair:
 Vivian Forrester
Scholarship Committee Chair:
 Bob Wing
SIG Coordinator: Open
Special Activities Coordinator:
 Glenda Reed 705-8958
Visitors Coordinator:
 Joanne Homolka

The Olympia Microcomputer Users Group is a not-for-profit organization dedicated to helping computer users improve their skills with computers.

OMUG News Published monthly
 PMB 225
 3430 Pacific Ave SE Suite A6
 Olympia, WA 98501-2177

June 2007

Vol. 15, No. 6

Renew the artist in you

By Rob Rice

Computer Club of Oklahoma City
<http://www.ccokc.org>

Spring is a season of light, color and renewal; it is a season that can bring out the artist in all of us. When I look at a product like *ArtRage 2*, by *Ambient Design*, I can feel some of that same renewal that spring offers right there on my computer screen. A clean, well behaved and very intuitive product, the free version of *ArtRage 2* is about as difficult as finger painting.

Coded in the low stress environment of a New Zealand forest, just outside of Auckland, *ArtRage* is a nice blend of a simple user interface with the power to create high quality work. I say that *ArtRage* is about as difficult as finger painting and I mean that, but do not think that it shares finger painting's limitations. One look at some of those samples on this page (From the *Ambient Design* website) should be obvious.

Since its initial release by former *MetaCreations* Corporation employees Andy Bearsley and Matt Fox-Wilson in 2004 as a free product, *ArtRage* has been steadily polished and improved. Available in English, French and German versions, for both Windows and MacOSX, a new edition for the UltraMobile PC is also available.

A recipient of many awards, *ArtRage* comes with a good user's manual and several helpful tutorials

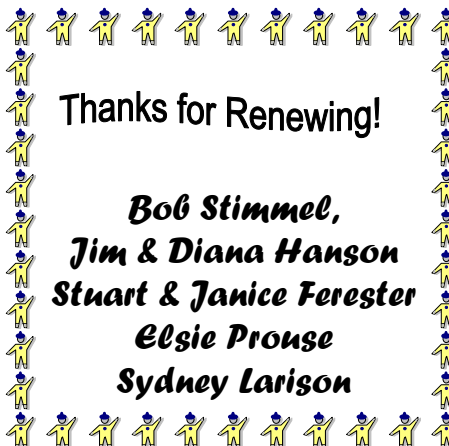


are available on the *Ambient Design* website, such as how to paint a Macaw.

Installing and opening *ArtRage 2* offers no surprises, such as ads, spyware, or pressure to buy the full version. You are greeted with a clean interface. On the lower left is your Tool Picker which contains:

- Oil Brush.
- Pencil.
- Palette Knife.
- Eyedropper.
- Felt Pen.
- Chalk.
- Crayon.
- Eraser

Continued on Page 5


Thanks for Renewing!

Bob Stimmel,
Jim & Diana Hanson
Stuart & Janice Ferester
Elsie Prouse
Sydney Larison


 Welcome! New and
 Returning Members

Alona Johnson,
Cheryl & Dennis King
Norma Crouch
Jack Garlich

Committee to look over bylaws, suggest changes

By Larry Jensen
OMUG Secretary



In the absence of President Shirley Bellinghausen, Vice President Jim Wiest called the meeting to order at 7 p.m. Also present were Larry Jensen, Secretary; Gary Bigger, Treasurer; Directors Marilyn Hanna and Phil Vogel, Bill Gortz, Immediate Past President. Bob Wing, Scholarship Committee chairman, was also present. Absent were President Shirley Bellinghausen, Newsletter Editor, Sister Dorothy Robinson, Webmaster Pat Sonnenstuhl and director Arlene Kapner.

The May General Meeting Minutes were approved after amendment. The original minutes stated that Jim Wiest had presented the appreciation plaque to Bob Elves. Actually, it was Gary Bigger, who made the presentation.

The April Board meeting minutes evidently had not been distributed. So their acceptance was tabled pending distribution to the board.

For the month of April, our total income was \$304.56; total expenses \$360.58 for a net income of -\$56.02. We have 191 primary members (nine more than at this time last year); 78 associate members (eight less) for a total membership of 261; 1 more than last year.

Gary reported that with the new yearly bulk "mailing permit" is increasing but the "mailing rate" is decreasing so the net effect will likely be no change.

Bill reported that he had made arrangements for the IPMA booth. The booth number is not certain. Since Glenda was not here, we don't know if the scheduling is complete.

After some discussion it was decided that a committee should be appointed to look over the bylaws and recommend changes to the board. It was suggested this might be done during the summer so that it can be ready in the fall. Phil said that he would consider being on the committee and Marilyn also agreed to help. Jim recommended that President Shirley appoint two additional members (non-board and longer OMUG membership) to serve on the Review committee also.

Bob Wing reported that there were four applications for scholarship this year. Only two of the applicants were qualified. The committee chose Jennifer Xie and recommended her to the board. The board agreed and will recommend her to the Evergreen Foundation, who will make the final selection..

Phil moved that we give free memberships to the applicants for a one-year membership in OMUG. Gary amended the motion to restrict the free memberships to qualified applicants as deemed by the scholarship committee. The motion passed.

It was suggested that we might ask the winner or possibly both of the finalists to give a program at an OMUG general meeting sometime in the fall.

It was agreed to ask John Gerech to present a program on Photoshop in June. Jim plans on contacting Microsoft and Fourth Dimension to see if there is a possibility of programs from them later in the year. Jim has also talked to Vince Hughes about presenting a program in October on genealogy. That program might then be turned into a SIG.

There was no interest shown in either of the two fundraisers that have been suggested: collecting ink cartridges and Giveline.com. However, there was considerable discussion regarding the possibility of inviting people to make donations to OMUG. Any such donation should be a tax write off.

Gary suggested that name tags not be printed each month. Permanent tags would be printed for key members, the rest would be blank. This would probably save about \$50 a year.

The meeting was adjourned at 8:30 p.m.

OMUG Income & Expenses April 2007



Income: \$305

(Membership Dues- \$280, Bank Interest \$5, Other \$20)

Expenses: \$361

(Sr. Center Donation- \$50, Postage \$ 39, Bulk Mail Permit \$150, Gifts to Presenters \$29, Newsletter Supplies \$30, Election Night cake & Gifts \$ 43 and Purchase of lamp \$20)

Net Decrease \$56

OMUG Treasury as of 3/20/07

Savings Account Balance:	\$2,228
Scholarship Account Balance:	\$3,039
Checking Account Balance:	\$162
Bank Accounts Total:	\$5,758
To Be Deposited:	\$40
Treasury Total:	\$6,098

VistaVexes: Windows Vista Pains'n'Gains

By Jan Fagerholm

Associate Editor, PC Community,
Hayward, California
<http://www.pcc.org>
jan-f@pacbell.net



I've been transitioning to Vista cautiously with a dual boot system with both Vista and Windows XP for several months now. This has not been as painless as I might have expected because of the changes that Microsoft made in NTFS and the System Restore feature. Before delving into diatribe, though, I need to explain how this system is set up.

I use conventional IT practices for installing the OS, programs, and data on separate partitions on the hard drive. This is useful for preserving data in case the OS fails. (That's "when", not "if" in the case of Windows.) So, installing another operating system is a simple matter of creating a new partition for it, then installing the OS on that partition. You can boot into either OS at startup, then access the data, which is on its own partition. (Incidentally, this also makes backup chores easier, as you can simply back up the partition with the data on it, which is what you really want to keep.)

The problem comes when running Vista and XP on the same drive, because of the changes Microsoft made in System Restore. They are not compatible between Vista and XP. If you have System Restore set to monitor all partitions (the default), XP will wipe out Vista's restore points when it starts, and Vista will wipe out XP's restore points when it starts, so if you have a problem with, oh, let's say Vista, which you will because it's barely out of beta, then you boot into XP to recover something, guess what! – you cannot restore any of your drives in XP because Vista wiped out all of XP's restore points! (Ask me how I know . . .)

There is a solution to this, though it does require you to commit to one system or the other. In my case, I took the plunge and gave System Restore responsibilities to Vista by turning off System Restore

in Windows XP. This way I can still use both XP and Vista without losing the much-needed functionality of System Restore. I am committed to moving to Vista on the Windows side (though I spend most of my constructive time in the *nix systems of Linux and OS X.) At least this way I am able to use System Restore where I need it most, namely in Vista.

Looking beyond the gloom and doom view, there have been a couple of nice additions to Vista since it came out. I'm running Vista Ultimate, which offers something called "Windows Ultimate Extras". These are some fluff pieces offered from time to time that are similar to what the old Plus Pack used to offer.

In the case of Windows Ultimate Extras, these additions are offered as downloads and you receive notification of them through Windows Update, where you can download them.

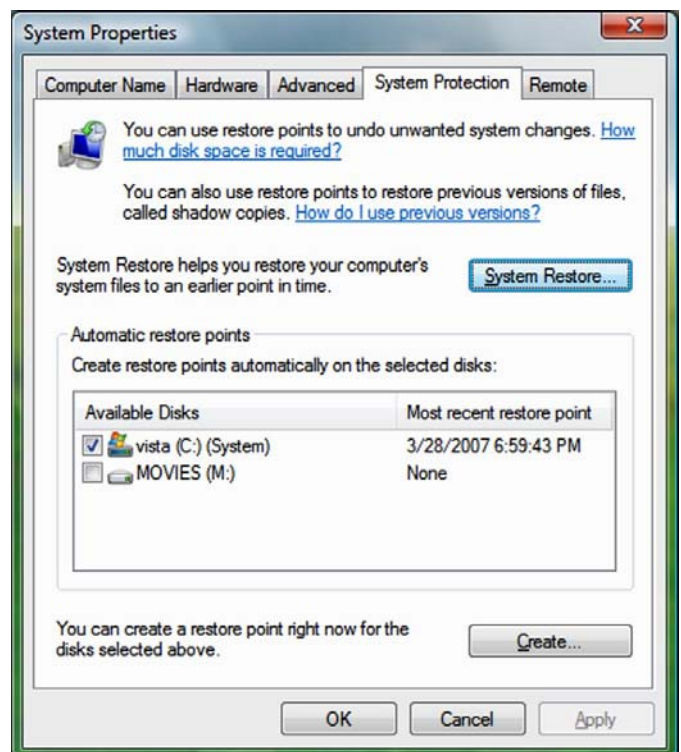
A recent addition is a wallpaper feature called Dream Scenes, which provides animated displays as wallpaper on the desktop. Microsoft has turned some thoughtful people loose on this concept, so while my first reaction to

things that wiggle on the desktop is that it is just distracting, there are some very pleasant and gentle animations that I find pleasing without being disquieting. There are a couple of nature scenes that I like to activate while I am writing, as the effect is similar to gazing out the window when you sit back seeking inspiration.


The last month has seen two of my must-have applications come out with Vista compatible versions; Corel Graphics Suite X3 and ABBYY FineReader Pro (OCR program). I'm still recommending that you wait for Vista SP-1 before upgrading from XP, unless you are adventurous enough to try some alternatives to what you may be using now.

So this month I found out that dual booting XP with Vista will trash my system recovery options while soothing my jangled nerves with moving wallpaper. What next?

This article has been provided to APCUG by the author solely for publication by APCUG member groups. All other uses require the permission of the author (see e-mail address above).



Continued from page 2, **Artist**



More tools are added in the full version such as Airbrush, Paint Tube, Glitter, and Paint Roller.

On the lower right is the Color Picker. At top is a menu containing such familiar options as File, Edit, Tools, and Help.

Various other menus are located at the sides which allow for brush pressure and tilt angle. One of my favorite features is the Tracing Images and References feature. With Tracing Image the original is projected on to your canvas so that you can use it as a guide while you sketch and paint. Other features include (From the Ambient Design website):

Layers: Paint on transparent layers to build up more complex images without the paint blending with your underlying work. The texture of the underlying paint will still show through, as if it were dry on your canvas. ArtRage also provides full support for all 23 Photoshop layer blend modes.

- PSD Support: Import and export PSD files, with their layers intact.
- Custom Colours: Load and save custom colour set and colour pickers to fine tune your colour work.
- Crop & Resize: Crop and resize your paintings during work.
- Simple, Intuitive Interface: The ArtRage interface is easy to understand and doesn't get in the way of your work. In fact, it even gets out of the way while you're painting...
- Customizable Canvases: Change the grain, colour, and even metallic nature of your canvas at any time during your work.
- Canvas Positioning: Move, Scale, and Rotate the canvas to your preferred angle.
- Tablet Support: ArtRage uses your tablet's pressure and tilt support

where available.

- Tool Cursors: Every tool has a cursor that tells you exactly how big the tool head is, to make it easier to see what's going to be applied.
- Multi-Monitor Support: ArtRage supports multi-monitor systems.

It appears that every effort has been made to make the painting and drawing as realistically as possible - even down to providing a water glass to clean your brush in!

Paints blend predictably or not at all, your choice. Textures, blending and smudging all appear extremely accurate.

As I mentioned earlier, there is a Full version which sells for \$19.95. It unlocks several features such as the **M e t a l l i c** Paint option; with this feature enabled you can paint with gold and silver oil paints, sparkling glitter, silver leaf sprays and more. Tools can be switched to **M e t a l l i c** mode for a range of effects.

Checking with the forums to see what users were saying about the product, a common topic was how, after using the free version of ArtRage, they bought the full version and never looked back. After playing with the free edition, I can see why. ArtRage 2, is a terrific program and worth the money. ArtRage 2 is rare

combination of a program that can do high quality work and yet make the computer fun again!

Windows: Windows XP, 2k, or Tablet PC. 800 MHz processor or faster and 256 megabytes of RAM.

Macintosh: Macintosh OS X 10.3.9 or later. G4 processor or faster and 256 megabytes of RAM. ArtRage for OS X is a universal binary.

Ambient Design, <http://www.ambientdesign.com/>

ArtRage 2 at Ambient Design, <http://www.ambientdesign.com/artrage.html>

ArtRage 2 Quick Start Guide, <http://www2.ambientdesign.com/files/quickstart.zip>

This article has been provided to APCUG by the author solely for publication by APCUG member groups. All other uses require the permission of the author (see e-mail address above).

NOTE from Judy: I thought I'd ask if we could have a discount for this

program and Ambient was gracious enough to offer UG members a 15% discount (\$19.95 MSRP) on the program for either Windows or Mac OSX. The code is valid until July 20th.

The code is: 0B6D7A19D

When a potential customer uses the online store

(<http://store.kagi.com/cgi-bin/store.cgi?>

[storeID=6FCJJ_LIVE&&](http://store.kagi.com/cgi-bin/store.cgi?storeID=6FCJJ_LIVE&&)), they enter the platform they'd like to purchase ArtRage for (Windows or Mac OSX) and when they view their cart to enter payment details, there is a Coupon/Promotional Code entry box in which that coupon ID can be entered.



SPECIAL INTEREST GROUPS

Beginners

Leader: Arlene Kapner, akapner@comcast.net, 360-455-0180

The Beginners SIG meets usually on four consecutive Mondays in a month. Meetings are 7-9 PM in the computer room at the Olympia Senior Center.

Using Microsoft Word, learn how to write a letter (includes formatting, storing files and folders, creating columns, tables, cutting and pasting and many other Word menu features). Simple homework. Attend all 4 meetings to get the most benefit. Email or better yet call Arlene at 360-455-0180 to sign up! **Next class dates: May 7, 14, 21 and 28.**

Digital Imaging

Leader: John Gerech, jgerech@olywa.net

PhotoShop to scanning with all stops in between! The SIG deals with using a scanner, the development of graphical art for Web pages, desktop publishing programs and other graphics related issues, irrespective of type of computer or software applications. The main thrust of the SIG has become Digital Photography. You can contact John about what you'd like to discuss via email (above).

We usually meet at 7:00 pm on the **second Monday of the month** at Capital High School, 2707 Conger Avenue (from either Division St or Cooper Point Rd) in Olympia. **Park in the lower parking lot**, as we've always done, and **come in the "old" front entrance**. It's the first classroom on the right.

Hot Topics

Leader: John Marshall, omugmarshall@comcast.net

The aim of the Hot Topics SIG is to take a subject of current interest and explore it as thoroughly as possible in several meetings. **Web design** is our next Hot Topic!

Sharon Love is leading **four sessions** on web design beginning Tuesday, February 27th and continuing at the regular meeting time through May. In the past, Sharon led a Web Design SIG, and we are happy she is willing to lead this next Hot Topic.

Meeting time is the **fourth Tuesday** of each month, at 7 p.m. in the computer lab at the Senior Center, 222 Columbia Street, Olympia.

Windows

Co-Leaders: Max Whipps, max@orfmax.net & John T. Marshall, omugmarshall@comcast.net

Collective wisdom is the key. This SIG will discuss any aspect of the various Microsoft Windows operating systems. Share your Windows problems and solutions with the group and we all gain!

Normally meets on **the month's fourth Thursday** at 7 p.m. in the computer room (2nd floor) of The Olympia Center, 222 Columbia Street, Olympia.

Linux

Facilitator: Conrad Schuler (with Paul Braget and others), conrad_schuler@yahoo.com

For a more consistent learning experience, the Linux SIG is now meeting **EVERY TUESDAY except the 4th Tuesday at 7:00 p.m.** in the Computer Room (2nd floor, behind boutique) at The Olympia Senior Center, 222 Columbia Street NW..

Neophyte to Guru, we want you! Introducing beginners to Linux is fun, and having experts in the room really helps. All Operating Systems have merits and demerits. Our goal is to have fun, learn more about Linux, and in the process, learn to respect all Operating Systems. If you want to dual-boot Windows and Linux, we'll help you!

OMUG Lunch Bunch

This social interest group, formerly known as the Kingfishers, is a gathering of fellow OMUGers who just want to spend some quality time getting to know each other. They also enjoy the freedom to discuss the world of personal computing, OMUG, world politics and the current plight of the stock market. As Loren Freeman used to say, we're at the picket fence of OMUG.

The OMUG Lunch Bunch meets on the **4th Tuesday of each month** at 11:30 a.m. at El Sarape Restaurant, 1200 Cooper Point Road near Staples and the Post Office in West Olympia.

Come out and visit with us!



Continued from page 1, Flash Drive

8. Remove the backing from the other side of the double-sided self-sticking adhesive mounting foam and place another piece of double sided sticky tape on the foam.



9. Securely attach the button foam and tape to the flash drive cap.

10. Secure the other end of the thread to the flash drive or lanyard.

11. Leave enough play to easily remove the cap, but not get tangled.

12. Use the colorless nail polish to secure the knots so they don't become undone.

After the nail polish dries trim the thread.

OR

You could go to your local photo shop and buy a \$2+ button size lens cap keeper (or cap retainer) and modify it as needed. Most of them appear to come with elastic bands that are placed around the lens barrel as opposed to a leash that can be attached to another part of the camera.

This article has been provided to APCUG by the author solely for publication by APCUG member groups. All other uses require the permission of the author.

OMUG Supporters

We are thankful for the many people, organizations and businesses who support OMUG.

Below is a list of a few who have given back to the community by assisting OMUG in its mission to help computer users help computer users and their community.

Our supporters provide services and discounts, give of their time, provide space for OMUG activities, introduce OMUG members to new products, share knowledge and expertise, provide OMUG with software and hardware, or provide educational opportunities. All of them are appreciated.

Senior Services for South Sound
Olympia Computer Central
IPMA
Adobe
Microsoft
PowerQuest
Jasc Software
Cartridge Care, Inc

Idea for a new SIG?
Tell any OMUG board member!



MEETING LOCATIONS

Capital High School:

2707 Conger Ave NW in Olympia. Follow the signs to the computer lab from the lower parking lot.

El Sarape Restaurant:

1200 Cooper Point Road in West Olympia near Staples and the Post Office.

The Olympia Center:

222 Columbia Street NW in Olympia.

Note: The computer lab at the Olympia Senior Center is on the second floor behind the boutique.





**JOIN OR RENEW YOUR MEMBERSHIP IN THE
OLYMPIA MICROCOMPUTER USERS GROUP TODAY!**
\$20/Year Individual or Family — \$12/Year Student (with ID card)

PLEASE PRINT IN BLOCK LETTERS

Applicant _____ Company _____

Associate Member* _____ Associate Member _____

Mailing Address _____

City _____ State _____ Zip Code _____ - _____

Home Phone: (_____) _____ Work Phone: (_____) _____

Cell/Mobile Phone: (_____) _____ Email _____

New Member Renewal Address/Phone Change

Referred by**: _____

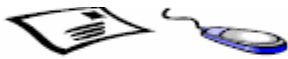
For only \$20 a year you get:

- A year's subscription to this newsletter
- The OMUG Help Network
- Opportunities to evaluate new software
- Special Interest Groups (SIGs)
- Chances to win door prizes
- Special discounts with local merchants & Internet Service Providers

Mail completed form, with check or money order payable to OMUG, to:

**OMUG Treasurer
PMB 225
3430 Pacific Ave SE Ste A6
Olympia, WA 98501-2177**

OMUG NEWS



Olympia Microcomputer Users Group
OMUG Newsletter Editor
PMB 225
3430 Pacific Ave SE Ste. A6
Olympia, WA 98501-2177

NONPROFIT ORG.
U.S. POSTAGE
PAID
OLYMPIA, WA
PERMIT NO. 578